

Alberta Find a Doctor by the numbers

2022-23 REPORT

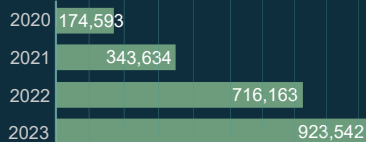
Number of Albertans looking for a family doctor continues to soar, but availability hits new lows throughout province

WEBSITE VISITS:

923,542 +29%

April 2022 to March 2023, compared to 716,613 in 2021-22

Visits, by year:



Total visits since 2019: 2,157,932

Location | Visitors | % change

South | **30,973** | +85%
 Calgary | **226,850** | +7%
 Central | **31,544** | +160%
 Edm | **183,490** | +30%
 North | **22,964** | +110%

Note: 87% visitors from Alberta; 7% B.C., 3% Ontario

Number of users

540,820 +15%

(470,764 in 2021-22)

Users since 2019

1,382,988

Gender

59% ♀

PROFILE:

Age | Percentage

18-24 | **17%**
 25-34 | **28%**
 35-44 | **21%**
 45-54 | **16%**
 55-64 | **10%**
 65+ | **8%**

ABOUT US:

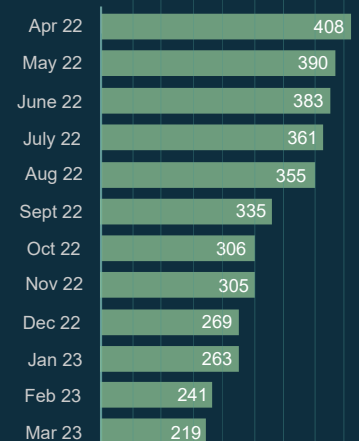
albertafindadoctor.ca was launched in April 2019 with the goal of making it quicker and easier for all Albertans to find a family doctor and team. It is a partnership between Alberta's Primary Care Networks and Alberta Health Services.

Statistics quoted are from April 1, 2022 to March 31, 2023.
 **Indicates connection to clinic, not whether patient 'attached' to doctor


DOCTORS TAKING NEW PATIENTS:

209* -46%

Accepting, by month:



By year:



By health zone*:

South | **7** | -46%
 Calgary | **77** | -44%
 Central | **33** | -54%
 Edm | **39** | -61%
 North | **53** | -18%

Number of doctors taking new patients as of April 14, 2023.

Clinic connections:

70,062 +42%

times users clicked on button to contact clinic about finding a new doctor**

➤ Find your doctor at:
albertafindadoctor.ca