


Alberta Find a Doctor by the numbers

2024-25 REPORT

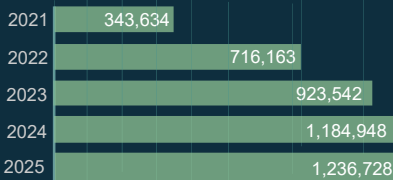
Surge in number of family doctors, nurse practitioners taking patients sees website visits soar to all-time high

WEBSITE VISITS:

1,236,728  **+4%**

April 2024 to March 2025, compared to 1,184,948 in 2023-24

Visits, by year:



Visits since 2019: 4,623,925

WEBSITE USERS:

710,214  **-6.7%**

(761,077 in 2023-24)

Users since 2019: 2,896,982

Users, by Alberta town

Calgary	32%
Edmonton	29%
Medicine Hat	2%
Lethbridge	1.9%
Lacombe	1.7%
Edson	1.6%
Red Deer	1.5%
Langdon	1.5%
High River	1.5%
Drayton Valley	1.5%

Gender
57%* ♀

Note: 84% of visitors from Alberta; 9.5% B.C., 3.87% Ontario

Age profile

18-24	17%
25-34	26%
35-44	17%
45-54	20%
55-64	13%
65+	7%

'Help Me Find a Clinic' registry

7,647

New requests
(99% resolved)

Accepting providers, by Zone

South	20	+82%
Calgary	251	+434%
Central	38	+100%
Edm	89	+187%
North	64	+16%



Visit, user and aggregated statistics quoted are from April 1, 2024 to March 31, 2025. All live data is from April 21, 2025. *Users with identified gender.

PROVIDERS TAKING NEW PATIENTS:

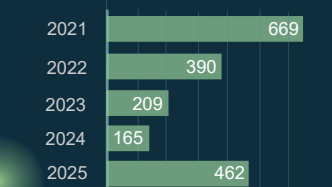
Doctors & nurse practitioners

462  **+180%**

Accepting, by month:




By year:




TOTAL PROVIDERS

Family doctors

3,853  **+6.2%**
(418 accepting)

Nurse practitioners

122  **+144%**
(44 accepting)

Find your doctor at:
albertafindadoctor.ca

albertafindadoctor.ca was launched in April 2019 to make it easier for Albertans to find a family doctor, nurse practitioner or clinic. It is a partnership between Primary Care Networks and Alberta Health.

